


Von der Idee ...

From the idea ...



... to final product reliability

... bis zur Anwendungsreife

Motorentchnik Engine Technology

- Dieselmotoren**
- Gasmotoren**
- Vielstoffmotoren**
- Diesel Engines**
- Gas Engines**
- Multi-fuel Engines**

Energiesysteme Energy Systems

- Blockheizkraftwerke**
- Erneuerbare Energien**
- Co-generation
Systems**
- Renewable Energies**


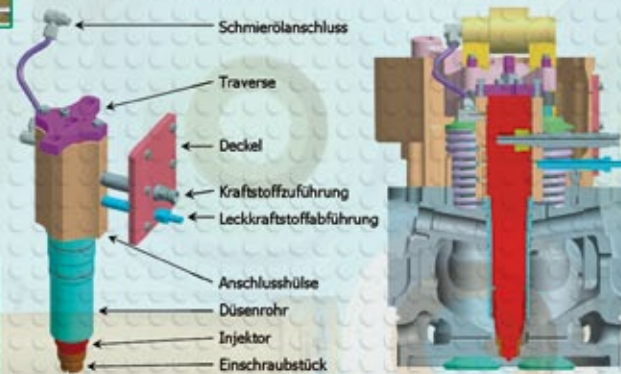


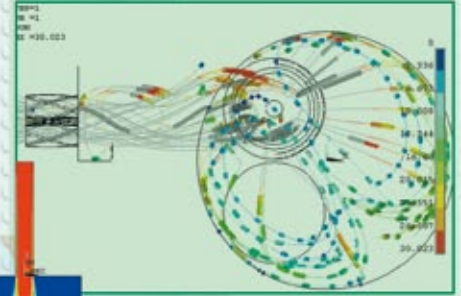

Maschinen- und Gerätetechnik Machine and Equipment Engineering

- Sondermaschinen**
- Sondermesstechnik**
- Special Purpose
Machines**
- Special Measuring
Techniques**

WTZ Roßlau

Forschung und Entwicklung

- Motorenforschung
- Konstruktion und Berechnung
- Messung, Erprobung, Prüfung



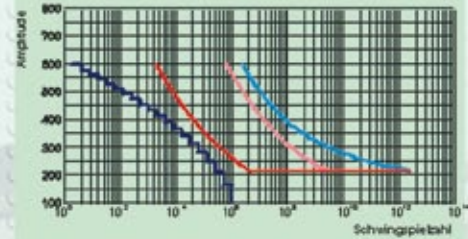
Research and Development

- Engine Research
- Design and Simulation
- Testing, Measuring, Validation

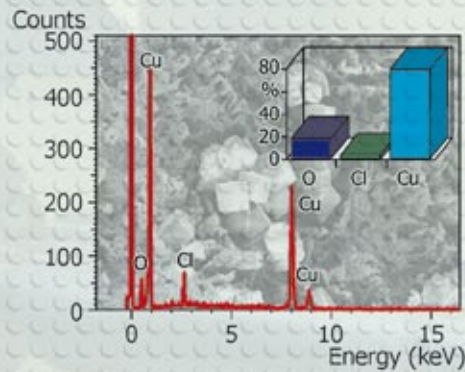


Prüflabore

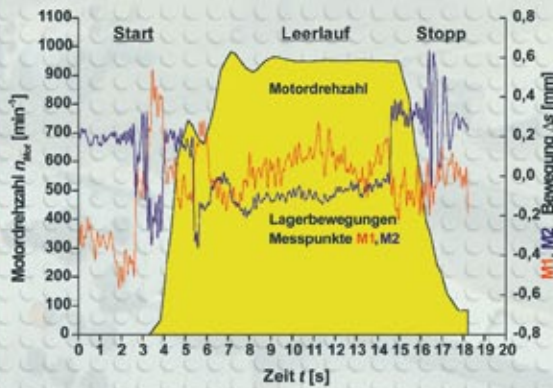
- Bauteillabor
- Werkstofflabor
- Umweltlabor
- Motorenprüfstände



Wöhlerkurve



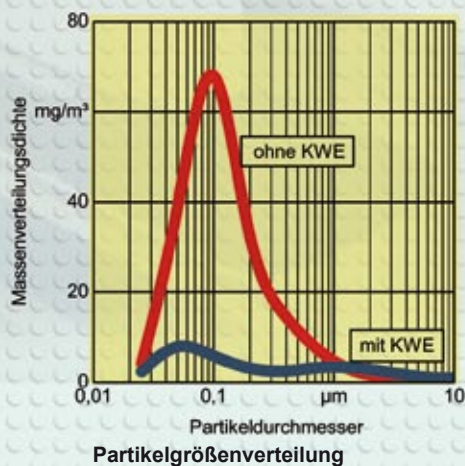

EDX-Analyse



Lagerbewegungen, Motor-Start-Stopp



Musterbau Prototype Production



Test Laboratories

- Component Laboratory
- Materials Laboratory
- Environmental Laboratory
- Engine Test Cells

Referenzen

- ➔ Auslegung und Erprobung von Dieselgas- und Ottogasmotoren
- ➔ Konstruktion und Berechnung hochbelasteter Bauteile in Verbrennungsmotoren
- ➔ Entwicklungen an hochaufgeladenen Mittelschnellläufern für Schweröl
- ➔ Entwicklung und Bau von 1-Zylinder-Forschungsmotoren
- ➔ Entwicklung und Bau von Sondermaschinen und Prüfeinrichtungen
- ➔ Multispektralpyrometrie zur optischen Brennraumuntersuchung
- ➔ Prüfstandläufe Schweröl-, Diesel-, Gas- und Pflanzenölmotoren
- ➔ Schadensgutachten

References

- ➔ Design and testing of diesel engines and compression ignition and spark ignition gas engines
- ➔ Design and simulation of high-loaded engine components
- ➔ Developments at highly supercharged medium-speed heavy fuel engines
- ➔ Development and manufacturing of single-cylinder research engines
- ➔ Development and manufacturing of special purpose machines and test equipment
- ➔ Multi-spectral pyrometry for combustion chamber investigation
- ➔ Test bed runs for heavy fuel, diesel, gas and vegetable oil engines
- ➔ Expert damages report



GL Systems Certification

since 1994 to
DIN EN ISO 9001



DGA-PL-2755.00


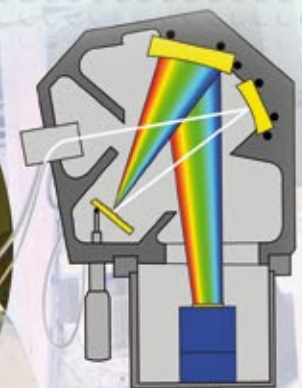

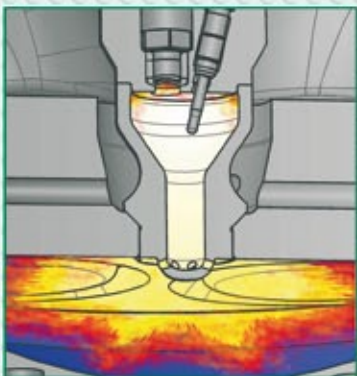
since 1995 to
DIN EN ISO / IEC 17025

Kunden/Partner

- ➔ Motoren-, Automobil- und Schienenfahrzeugindustrie
- ➔ Zulieferer/Engineering-Dienstleister
- ➔ Einrichtungen der öffentlichen Hand
- ➔ Hochschulen und Forschungseinrichtungen

Customers/Partners

- ➔ Engine, automotive and railway vehicle industries
- ➔ Suppliers and engineering companies
- ➔ Public authority institutions
- ➔ Universities and research institutes





WTZ Roßlau



WTZ Roßlau

Address: Mühlenreihe 2a | 06862 Dessau-Roßlau
Postfach 40 02 40 | 06855 Dessau-Roßlau

Phone: +49 34901 883-0
Fax: +49 34901 883-120

Email: info@wtz.de
Internet: www.wtz.de

